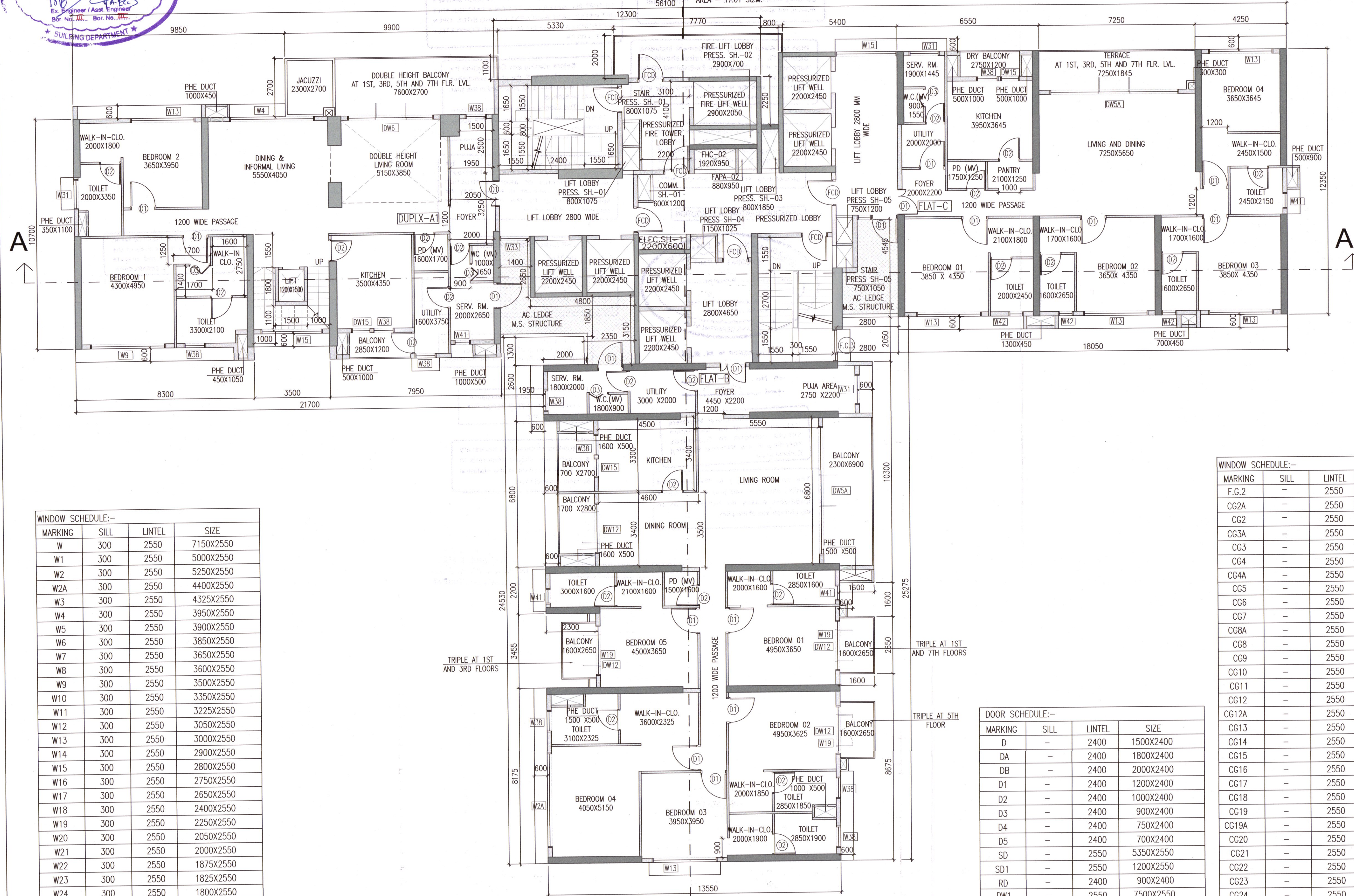




TOWER 2 - 1ST, 3RD, 5TH AND 7TH FLOOR PLAN

FIRE REFUGE PLATFORM AT 3RD FLOOR (23.5M) AND 7TH FLOOR (36.7M)
AREA - 17.01 SQ.M.



WINDOW SCHEDULE:-

MARKING	SILL	LINTEL	SIZE
W	300	2550	7150X2550
W1	300	2550	5000X2550
W2	300	2550	5250X2550
W2A	300	2550	4400X2550
W3	300	2550	4325X2550
W4	300	2550	3950X2550
W5	300	2550	3900X2550
W6	300	2550	3850X2550
W7	300	2550	3650X2550
W8	300	2550	3600X2550
W9	300	2550	3500X2550
W10	300	2550	3350X2550
W11	300	2550	3225X2550
W12	300	2550	3050X2550
W13	300	2550	3000X2550
W14	300	2550	2900X2550
W15	300	2550	2800X2550
W16	300	2550	2750X2550
W17	300	2550	2650X2550
W18	300	2550	2400X2550
W19	300	2550	2250X2550
W20	300	2550	2050X2550
W21	300	2550	2000X2550
W22	300	2550	1875X2550
W23	300	2550	1825X2550
W24	300	2550	1800X2550
W25	300	2550	1700X2550
W26	300	2550	1675X2550
W27	300	2550	1650X2550
W28	300	2550	1625X2550
W29	300	2550	1600X2550
W30	300	2550	1550X2550
W31	300	2550	1400X2550
W32	300	2550	1325X2550
W33	300	2550	1300X2550
W34	300	2550	1225X2550
W35	300	2550	1150X2550
W36	300	2550	1120X2550
W37	300	2550	1100X2550
W38	300	2550	1000X2550
W39	300	2550	900X2550
W40	300	2550	800X2550
W41	300	2550	750X2550
W42	300	2550	700X2550

WINDOW SCHEDULE:-

MARKING	SILL	LINTEL	SIZE
F.G.2	-	2550	1150X2550
CG2A	-	2550	15800X2550
CG2	-	2550	15800X2550
CG3A	-	2550	13400X2550
CG3	-	2550	12725X2550
CG4	-	2550	11630X2550
CG4A	-	2550	11400X2550
CG5	-	2550	11200X2550
CG6	-	2550	8600X2550
CG7	-	2550	8425X2550
CG8A	-	2550	7775X2550
CG8	-	2550	7775X2550
CG9	-	2550	7450X2550
CG10	-	2550	7175X2550
CG11	-	2550	6500X2550
CG12	-	2550	6225X2550
CG12A	-	2550	6050X2550
CG13	-	2550	5975X2550
CG14	-	2550	5875X2550
CG15	-	2550	5750X2550
CG16	-	2550	5350X2550
CG17	-	2550	5300X2550
CG18	-	2550	5250X2550
CG19	-	2550	5100X2550
CG19A	-	2550	4800X2550
CG20	-	2550	4700X2550
CG21	-	2550	4525X2550
CG22	-	2550	4250X2550
CG23	-	2550	4050X2550
CG24	-	2550	3950X2550
CG25	-	2550	3550X2550
CG26	-	2550	3500X2550
CG27	-	2550	3150X2550
CG28	-	2550	2800X2550
CG29	-	2550	2000X2550
CG29A	-	2550	1800X2550
CG30	-	2550	1600X2550
CG31	-	2550	1500X2550
CG32	-	2550	1400X2550
CG33	-	2550	6000X2550
CG34	-	2550	4425X2550
CG35	-	2550	3000X2550
CG37	-	2550	4105X2550
CG46	-	2550	1300X2550
CG52	-	2550	7575X2550
CG50	-	2550	3450X2550
CG51	-	2550	1925X2550

DOOR SCHEDULE:-

MARKING	SILL	LINTEL	SIZE
D	-	2400	1500X2400
DA	-	2400	1800X2400
DB	-	2400	2000X2400
D1	-	2400	1200X2400
D2	-	2400	1000X2400
D3	-	2400	900X2400
D4	-	2400	750X2400
D5	-	2400	700X2400
SD	-	2550	5350X2550
SD1	-	2550	1200X2550
RD	-	2400	900X2400
DW1	-	2550	7500X2550
DW2	-	2550	7450X2550
DW3	-	2550	7350X2550
DW4	-	2550	7150X2550
DW5	-	2550	6900X2550
DW6	-	2550	4050X2550
DW7A	-	2550	3850X2550
DW7	-	2550	3650X2550
DW8	-	2550	3000X2550
DW9	-	2550	2750X2550
DW10	-	2550	2650X2550
DW11	-	2550	2450X2550
DW12	-	2550	2350X2550
DW13	-	2550	2100X2550
DW14	-	2550	1225X2550
FCD	-	2400	1200X2400
DW15	-	2550	900X2550
DWSA	-	2550	6000X2550

TOWER 2 - 1ST, 3RD, 5TH AND 7TH FLOOR PLAN
1:100

GENERAL NOTES

1. ALL DIMENSIONS ARE IN MM.
2. ALL EXTERNAL WALLS 200THK. & INTERNAL WALLS 100THK. UNLESS OTHERWISE MENTIONED.
3. ALL MASONRY WORKS ARE BOUNDED BY CEMENT MORTAR (1:6) & (1:4).
4. EXTERNAL PLASTER IS 25 THK. & INTERNAL PLASTER IS 12MM. THK. WITH 1:4 MORTAR.
5. ALL CONC. GRADE IS M200 (1:1.5:3).

CERTIFICATE OF GEO-TECHNICAL ENGINEER

IT IS CERTIFIED THAT THE COMPREHENSIVE GEO-TECHNICAL REPORT ON SOIL INVESTIGATION HAS BEEN PREPARED BY ME FOR DESIGN AND CALCULATION OF THE FOUNDATION BY ANALYZING THE SOIL SAMPLE FOR ESTIMATING THE BEARING CAPACITY OF THE SOIL ON WHICH FOUNDATION OF THE STRUCTURE WILL BE CONSTRUCTED. I SHALL ALSO CHECK THE NATURE OF THE SOIL AFTER EXCAVATION AT SITE SO THAT FOUNDATION IS EXTENDED UP TO APPROPRIATE DEPTH THAT HAS BEEN PROPOSED IN THE GEO-TECHNICAL REPORT.

DR. SUJIT KUMAR BOSE
PhD, M.C.E.(Soil), B.C.E.(Hons.), MGS, MIRC
Empaneled Geotechnical Engineer Under KMC
License No. - G.T. 1113

CERTIFICATE OF OWNER

1. I ENGAGED ARCHITECT AND E.S.E DURING CONSTRUCTION.
2. I FOLLOWED THE INSTRUCTIONS OF ARCHITECT AND E.S.E DURING CONSTRUCTION OF THE BUILDING.
3. K.M.C AUTHORITY WILL NOT BE RESPONSIBLE FOR STRUCTURE STABILITY OF BUILDING AND ADJOINING STRUCTURE.
4. IF ANY SUBMITTED DOCUMENT IS FOUND TO BE FALSE THE K.M.C AUTHORITY MAY REVOKE THE SANCTION PLAN.
5. THE CONSTRUCTION OF WATER RESERVOIR AND SEPTIC TANK EXECUTED UNDER THE GUIDANCE OF ARCHITECT & E.S.E.

SOURAV GIRI
Authorised Signatory of
M/s. Sunidhi Estates Pvt. Ltd.
Director
Mr. Ashok Kumar Goenka &
Mr. Varun Goenka
For As Constituted Attorney of:
M/s. Vivek Bulb Industries Pvt. Ltd.,
M/s. Mechano International Pvt. Ltd.,
M/s. Utsav Developers Pvt. Ltd. &
M/s. Endency Properties Pvt. Ltd.

CERTIFICATE OF STRUCTURAL ENGINEER

CERTIFIED THAT, "THE STRUCTURAL DESIGN & DRAWINGS OF BOTH FOUNDATION & SUPER STRUCTURE OF THE BUILDING HAS BEEN MADE BY ME CONSIDERING ALL POSSIBLE LOADS INCLUDING THE SEISMIC LOAD AS PER THE NATIONAL BUILDING CODE OF INDIA & CERTIFIED THAT IT IS SAFE & STABLE IN ALL RESPECTS".

MR. OMKAR SHOME
B.C.E, M.C.E
Civil / Structural Engineer/
Geotechnical Consultant ESE/KMC/ISO/STR/L
MKA/10/03040

MS. MITA SAHA
M.I.E., M.E. (Struct), C.E.
Structural Reviewer-92/23 (KMC)

CERTIFICATE OF ARCHITECT

THE L.B.A. HAS CERTIFIED ON THE PLAN ITSELF WITH FULL RESPONSIBILITY THAT THE BUILDING PLAN HAS BEEN DRAWN UP AS PER PROVISION OF K.M.C. BLDG. RULES 2009, AS AMENDED FROM TIME TO TIME AND THAT THE SITE CONDITION INCLUDING THE WIDTH OF THE ABUTTING ROAD CONFIRM WITH THE PLAN AND IT IS A BUILD ABLE SITE AND NOT A TANK OR A FILLED UP TANK.

MANASH KUMAR SINHA ROY
Registered Architect
Regd. No. CA/2011/54201

TITLE


TOWER 2 - 1ST, 3RD, 5TH AND 7TH FLOOR PLAN

PROJECT

PROPOSED PLAN FOR ADDITIONAL 2 NOS. OF RESIDENTIAL TOWER-1 & 2(G+28) STORIED(96.1 M HEIGHT), 1 NO. OF BUNGALOW(G+8) STORIED(38M HEIGHT), 1 NO. OF VILLA(B+G+3) STORIED(15.15M HEIGHT) BUILDING WITH 1 NO. OF (G+3) STORIED (12.45M HEIGHT) OFFICE BUILDING UNDER SECTION 394 OF KMC ACT 1980, COMPLYING KMC BUILDING RULES 2009(AMENDED), ALONG WITH THE SANCTIONED (G+33) STORIED(113M HEIGHT) RESIDENTIAL BUILDING AT PREMISES NO. 47, (PREMISES NO. 53A, 53B, 67, 67/1C, 54A & 47, LAND AMALGAMATED ON DATED 09.02.2024) CANAL CIRCULAR ROAD, WARD NO.-031, BOROUGH-III, P.S.-PHOOLBAGAN, KOLKATA-700054, UNDER KOLKATA MUNICIPAL CORPORATION. VIDE SANCTION B.P. NO. 2017030061, DATED. 15.12.2017.

DRAWN BY: A.S.	SCALE:	DATE:
	DEALT BY: M.S.R.	1:100

PARTY'S COPY



A suitable pump has to be provided i.e. pumping unfiltered water for the distribution to the flushing cisterns and urinals in the building incase unfiltered water from street main is not available.

CONSTRUCTION SITE SHALL BE MAINTAINED TO PREVENT MOSQUITO BREEDING AS REQUIRED U/S 486 (1) & (2) OF CMC ACT 1990 IN SUCH MANNER SO THAT ALL WATER COLLECTION & PARTICULARLY LIFT WELLS, VATS, BASEMENT CURING SITES, OPEN RECEPTACLES ETC. MUST BE EMPTIED COMPLETELY TWICE A WEEK

Plan for Water Supply arrangement including SEMILI G. & O. H. reservoirs should be submitted at the Office of the Ex-Engineer Water Supply and the sanction obtained before proceeding with the work of Water Supply any deviation may lead to disconnection/demolition.

Before starting any Construction the site must conform with the plans sanctioned and all the conditions as proposed in the plan should be fulfilled.
The validity of the written permission to execute the work is subject to the above conditions.


No rain water pipe should be fixed or discharged on Road or Footpath. Drainage plan should be submitted at the Borough Executive Engineer's Office and the sanction obtained before proceeding with the drainage work.

The building materials that will be stacked on Road/Passage or Foot-path beyond 3-months or after construction of G. Floor, whichever is earlier may be seized forthwith by the K.M.C. at the cost and risk of the owner.

DEVIATION WOULD MEAN DEMOLITION

THE SANCTION IS VALID UP TO 05-02-2031

Necessary steps should be taken for the safety of the lives of the adjoining public and private properties during construction.



APPROVED BY: M.A.C.
Dated: 12.08.2025

Recommended by M. A. C.
Meeting No. 655
Resolution No. 138/25-26
Dated: 12.08.2025

Non Commencement of Erection/ Re-Erection within Five year will Require Fresh Application for Sanction

Approved subject to Compliance of requisition of West Bengal Fire Services, if any.

Design of all Structural Members including that of the foundation should conform to Standards specified in the National Building Code of India

All Building Materials to necessary & construction should conform to standards specified in the National Building Code of India.

The sanction refers to the proposed portion shown in red and the Executive Engineers makes no admission as to the correctness of the plan.

12

RESIDENTIAL BUILDING

Building Department
Borough-III, K.M.C.
Date: 12.08.25
Contents Not Verified

TO VARIOUS
K.M.C. BOROUGHS
FOR THE PURPOSE OF
ISSUING SANCTIONS
AND PERMITS
FOR THE CONSTRUCTION
OF BUILDINGS
AND STRUCTURES
IN THE BOROUGHS
OF KOLKATA
AND TO THE
MEMBERS OF THE
BUILDING DEPARTMENT
FOR THE PURPOSE OF
ISSUING SANCTIONS
AND PERMITS
FOR THE CONSTRUCTION
OF BUILDINGS
AND STRUCTURES
IN THE BOROUGHS
OF KOLKATA